


Cold-chain Development

Harmonising & Collating Information

from Textbase to Database!

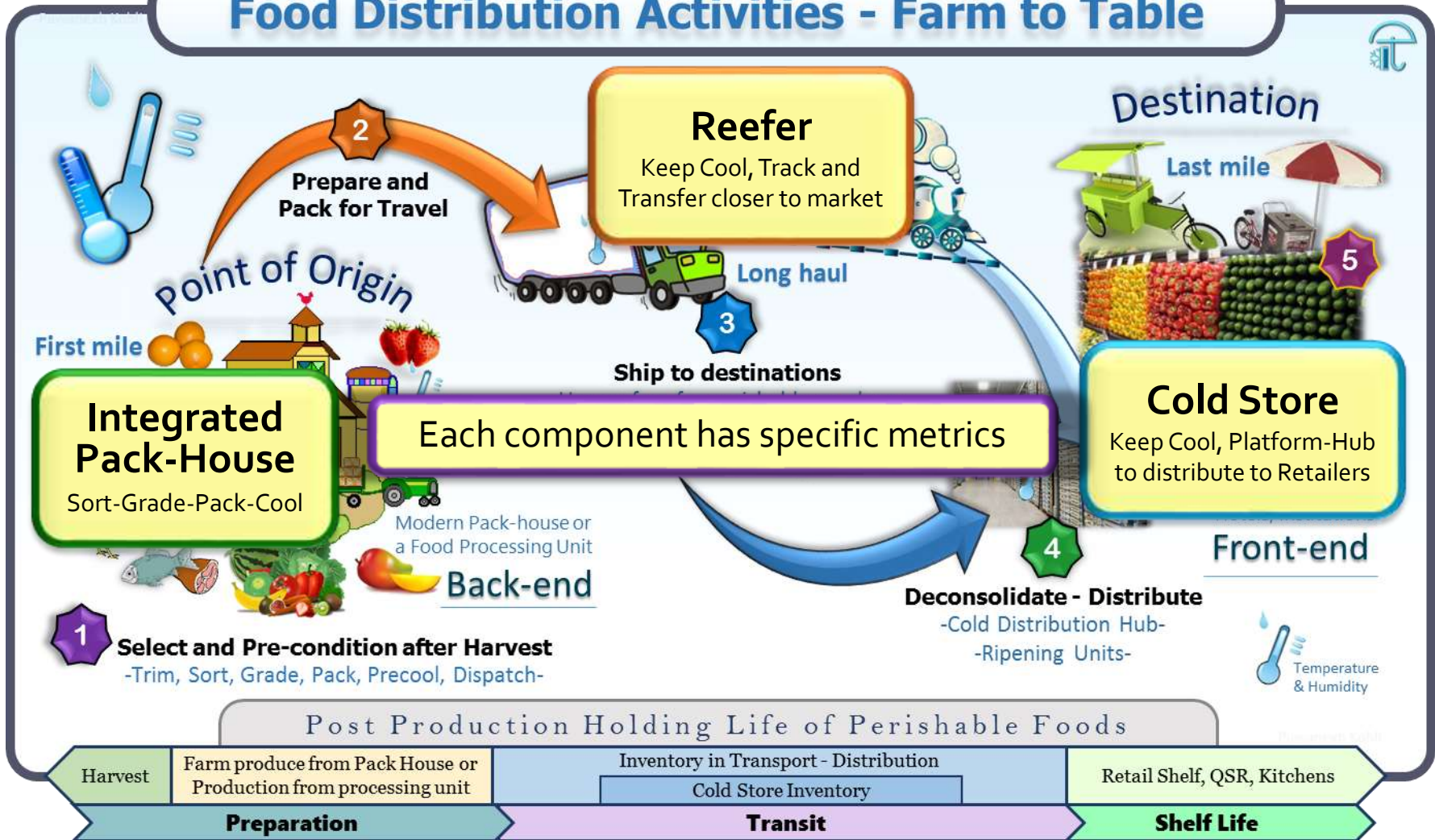
Need for Uniformity in Recordkeeping – 29-9-2015



Cold-chain is the science and art involved in the selection, pre-conditioning, managing and delivery of perishable produce and temperature sensitive products. It is unique among logistics sciences as besides the application of physical technology, it also integrates principles of biology, chemistry & design.



Cold-chain Components

Food Distribution Activities - Farm to Table






Major Implementing Agencies

MoFPI

-  Integrated cold-chain (2 out of 3 items).
-  Total project cost evaluated, no technical norms.

APEDA

-  Export oriented, cold-chain and other infrastructure
-  No independent technical guidelines
-  NCCD on TC/PAC

NHB and NHM[#](MIDH)

-  Have Technical guidelines and Normative costs.
-  NCCD on TC/PAC

*# NHM is Centrally Supported (includes HMNEH)
Others are Central Sector Schemes*



Data listed by Implementing bodies

- ❖ All agencies including MPEDA, IWAI, Concor, Railways requested for data (from Nov-2014, with relevant formats), for AICIC study.
- ❖ Information gathered was incomplete and accordingly stated in study report (Aug 2015).
- ❖ A common format to harmonise inputs was prepared for discussions.
- ❖ Website extracts from the major implementing agencies are appended in following slides.....

MoFPI data

Website Picture



Ministry of Food Processing Industries Government of India

Scheme of Cold Chain

List of Assisted Cases

Select Year Select State

Assisted Case(s) Under Cold Chain Scheme

Year : All Years; State : CHHATTISGARH

Amount in Rs.

S.No	Party	Project Location	District	State	Approval Date	Project Cost	Grant Approved	Grant Released
1	L.L. Logistics Pvt. Ltd	Village: Girrod, Tehsil and District Raipur	RAIPUR	CHHATTISGARH	25/07/2012	186,830,000	73,390,000	18,348,000
2	Utsav Organic & Cold Chain	Chherikhedi, Raipur	RAIPUR	CHHATTISGARH	22/08/2012	206,500,000	60,730,000	15,182,750

- ❄ Total 111 projects sanctioned - from 2009.
- ❄ Information listed includes pending projects (not completed).
- ❄ Information is on Grant amount, as approved & released.
- ❄ Differentiation or capacity of cold-chain components not listed.



Ministry of Food Processing Industries

Government of India

Scheme of Cold Chain

List of Assisted Cases

Select Year Select State

Assisted Case(s) Under Cold Chain Scheme

Year : All Years; State : KARNATAKA

Component breakup, capacity break-up or functional Status is not listed Amount in Rs.

S.No	Party	Project Location	District	State	Approval Date	Project Cost	Grant Approved	Grant Released
1	Basweshwar Industry	Plot No. 37, Kakati Industrial Area, Kakati	BELGAUM	KARNATAKA	4/10/2013	182,000,000	83,550,000	65,359,500
2	Atharvass Traders Pvt Ltd.	Hassan, Dobbaspeth & Belgaum	BELGAUM	KARNATAKA	30/10/2009	286,100,000	100,000,000	75,000,000
3	Innova Agri Bio Park Ltd	B-12, 3rd phase, KIADB Industrial Area, Malur-563130	KOLAR	KARNATAKA	7/6/2011	153,500,000	33,630,000	33,625,000
4	Vijaykant Dairy & Food Products Ltd	Neginhal, Bailhongal Taluka	BELGAUM	KARNATAKA	20/09/2013	95,500,000	28,000,000	21,000,000

Year : All Years; State : PUNJAB

Amount in Rs.

S.No	Party	Project Location	District	State	Approval Date	Project Cost	Grant Approved	Grant Released
1	Supreme Agrofoods Private Limited	C-181, Phase-IV, Focal Point	LUDHIANA	PUNJAB	4/10/2013	311,700,000	89,130,000	66,849,375
2	Alchemist Food Limited	Village Mathari, Hadbast No 124, Tehsil Kharar, Ropar	ROPAR	PUNJAB	27/02/2012	407,100,000	40,640,000	30,480,375
3	Pagro Frozen Foods Private Limited	Village Jalvehri Gehlan near Sadhugarh	FATEHGARH SAHIB	PUNJAB	4/10/2013	400,000,000	100,000,000	100,000,000
4	B.D. Agro	Village Razapur, Post. Khanowal	KAPURTHALA	PUNJAB	25/05/2011	226,390,000	98,450,000	98,382,500
5	International Farm Fresh Products (India) Ltd.	Channo, Tehsil - Dhawanigarh	SANGRUR	PUNJAB	20/07/2012	288,070,000	81,920,000	61,443,000
6	Kool Tech Infra & Logistics	Village - Alladitta (Mothanwali), Tehsil - Sultanpur Lodhi	KAPURTHALA	PUNJAB	4/10/2013	248,970,000	95,940,000	71,957,250
7	Resource Foods Pvt Ltd	Village- Rajgarh, P.O.- Shambhu, Tehsil- Rajpura	PATIALA	PUNJAB	6/12/2013	215,580,000	97,340,000	73,001,625

Target achievement upto June, 2015

Reporting for "Creation and Management of Cold Chain Infrastructure"

S. No	Scheme of / Component	Achievements up to 31.03.2015 (2014-15)		Outlay / Target for 2015-16			Quarterly Achievements (2015-16)									
							Financial figures in Rs Crs					Capacity figures in MTs				
		Capacity Created	Financial Assistance	Project Cost	Capacity	Financial Assistance	1 st Quarter		2 nd Quarter		3 rd Quarter		4 th Quarter		Total	
							Capacity Created	Financial Assistance	Capacity Created	Financial Assistance	Capacity Created	Financial Assistance	Capacity Created	Financial Assistance	Capacity Created	Financial Assistance
1	NHM/PHM															
2	HMNEH/PHM															
3	NHB															
4	MoFPI															
5	DOAH /Dairy	<i>Component breakup, capacity break-up or operating Status is not listed</i>														
6	DOAH / Fishery															
7	APEDA	51861**	300.33		5000	42.00	2955	-							2955	-
8	NCDC															

Capacity in MT,
Project Cost & Financial Assistance in Rs Crore.

- Financial assistance as per the scheme is released on project mode including several activity components such as land and development, civil construction, material handling including washing, sorting, grading, waxing, ripening, packing, crates, etc. and not specific to creation of cold storage capacity as a stand alone component.

** The data is 2006-07 onwards

- ❗ Data is text based (pdf format), cannot be extracted.
- ❗ Overall capacity created is provided.
- ❗ Differentiation in components, capacity, numbers, type not listed.
- ❗ ~ 100 projects in 15 years

NHB Interactive

- [Apply On-Line](#)
- [Track Application](#)
- [Progress / Achievements](#)
- [Track RTI Applications](#)

You are here : [Home](#) > [Progress / Achievements](#)

Progress / Achievements

1. [NHB direct after 2010](#)
2. [NHB through NABARD before 2010](#)
3. [National Cold Storage Survey 2015\(statewise\)](#)

Important Links

- [Disclaimer](#)

Contact Us

National Horticulture Board
Ministry of Agriculture and Farmers Welfare

Location Map

National Horticultural Board
[View larger map](#)



- ❄️ Links to pre-2010 and post 2010 projects
- ❄️ Link 3 opens farmers portal (farmer.gov.in)

NHB – through NABARD

Website Picture

Progress Report for Project through NABARD

Projects before 2010

- [Andhra Pradesh](#)
- [Chhatisgarh](#)
- [Delhi](#)
- [Himachal Pradesh](#)
- [Haryana](#)
- [Karnatka](#)
- [Kerala](#)
- [Maharashtra](#)
- [Madhya Pradesh](#)
- [Odisha](#)
- [Tamilnadu](#)
- [Uttar Pradesh](#)
- [Uttarakhand](#)
- [West Bengal](#)

STATE : KARNATAKA

CISS for Construction / Expansion/ Modernisation of Cold storages

S. No.	Year of sanction	State	Name and full address of the cold storage	Category (Rs.lakh)	Capacity (MT)	Type of unit (New/ Expansion /Potato /Multi CA	Project cost (Rs.lakh)	Financing bank	Amount of subsidy (Rs.lakh)		Total subsidy (Rs.Lakh)
									1st instalment	2nd instalment	
1999-2000			NIL								
2000- 2001											
1		Karnataka	M/s Someswara Cold Storage Pvt Ltd, S.No 208, Behind APMC Yard, Gummanahalli Road, Byadgi, 581106, Karnataka Tel : 08375-58489	Pvt.Ltd Co.	5687	New	220.860	UCO Bank	25.00	25.00	50.00
2		Karnataka	Essvy Cold Storage Pvt Ltd, S.No 207, Behind APMC Yard, Byadgi Taluk, Haveri dt, Karnataka-581106 Tel No. 08375-59000do....	8415	New	172.012	SBM, Byadgi	21.50	21.50	43.00
3		Karnataka	Siddalingeswara Cold Storage Pvt Ltd, S.No 207/A, Behind APMC Yard, Byadgi Taluk, Haveri dt, Karnataka -581106 Tel No. 08375-58000do....	8415	New	172.012	SBMysore	21.50	21.50	43.00
4		Karnataka	Sri Basaveswara Agri Tech Pvt Ltd, P B Road, N H No.4, Motebennur - 581 136, Byadgi Taluk, Haveri dt, Karnataka Tel : 08375-58999do....	6441	New	232.810	Vysya Bank	25.00	25.00	50.00
5		Karnataka	Shreejee Cold Storage, 67/A, 2nd Stage, Tarihal Industrial Area, Tarihal, Hubli-580030 Tel : 310719	Partnership Firm	2811	New	180.030	Corporation Bank	14.00	14.11	28.11
			M/s Sreeprabhanjana Sai cold								

- ❗ Project capacity, project cost and subsidy instalments are listed.
- ❗ Capacity is categorised by storage (New, Expansion, Potato or CA).
- ❗ Other components not differentiated.

NHB – direct after 2010

Website Picture

Report Type: **LOI Report** (dropdown menu showing LOI Report, LOI Pendency Report, Subsidy Pendency Report, Subsidy Report)

Beneficiary Type: All (dropdown)

Report Category: (dropdown)

Date filter: Receipt (dropdown)

State: (dropdown)

From date: 01/04/2010 (calendar icon)

Project cost: All (dropdown)

To date: 22/09/2015 (calendar icon)

Assistance, Component breakup, capacity break-up or functional Status is not listed

Cold Storage MIS Report For LOI

S.No.	State Name	Total LOI applications received	LOI New cases yet to be processed	LOI Pre Inspection cases	LOI Ready for meeting	LOI Deferred Cases	LOI Query cases	LOI Sanctioned cases	LOI Issued cases	LOI Rejected	LOI Validity Likely to expire	LOI Validity expired	Under Technical Scrutiny	LOI Closed	
1	Madhya Pradesh	20	1	0	0	0	1	0	13	0	3	0	0	4	Get Sub-report
	Total	20	1	0	0	0	1	0	13	0	3	0	0	0	

Cold Storage LOI Sub-report For Madhya Pradesh

S.No.	District Name	Total LOI applications received	LOI New cases yet to be processed	LOI Pre Inspection cases	LOI Ready for meeting	LOI Deferred Cases	LOI Query cases	LOI Sanctioned cases	LOI Issued cases	LOI Rejected	LOI Validity Likely To Expired	LOI Validity expired	Under Technical Scrutiny	LOI Closed
1	Bhind	1	0	0	0	0	0	0	1	0	0	0	0	0
2	Chhindwara	1	0	0	0	0	0	0	1	0	0	0	0	0
3	Dhar	1	0	0	0	0	0	0	1	0	0	0	0	0
4	Guna	1	0	0	0	0	0	0	1	0	0	0	0	0
5	Indore	5	0	0	0	0	0	0	4	0	0	0	0	1
6	Khargaon	3	0	0	0	0	1	0	1	0	0	0	0	1
7	Morena	1	0	0	0	0	0	0	1	0	0	0	0	0
8	Sagar	1	0	0	0	0	0	0	0	0	0	0	0	1
9	Satna	1	0	0	0	0	0	0	0	0	0	0	0	0
10	Shajapur	3	1	0	0	0	0	0	2	0	0	0	0	0
11	Ujjain	2	0	0	0	0	0	0	1	0	0	0	0	1
	Total	20	1	0	0	0	1	0	13	0	0	0	0	4

- ❄ Related to monitoring LOI and Subsidy process.
- ❄ Capacity & other domain relevant details not provided.
- ❄ Other Information not in cells or easily accessible.

NHM – information

Website Picture

Department of Agriculture & Cooperation, Ministry of Agriculture													
State	Karnataka	District	All District	Year	2014-15	Category	PHM						
Year	District	Category	Project Details	Implement Agency	Date Receipt	Amount Proposed	Date Approved	Amount Approved	Date Released	Amount Released	Capacity (MT)	Status	Remarks
2014-15	Bangalore Rural	PHM	Ripening Chamber	M/s Srinivasa Traders Hitech Banana Ripening Chamber, Manjunath nagar, Seehalli, Magadi Road	02/12/2014	169.000	13/01/2015	22.020	27/02/2015	18.717	0.063		
						169.000		22.020		18.717			
2014-15	Belgaum	PHM	Bio Control Lab	M/s Khandelwal Bio Fertilizer, Gat No. 21 E Ichalkaranji – Borgaon road, Tal Chikodi	03/03/2015	100.770	16/03/2015	40.000	03/07/2015	34.000	0.000		
2014-15	Belgaum	PHM	Ripening Chamber	M/s. Shivanand Agro Industries Banana Ripening Chamber	22/10/2014	97.830	13/01/2015	11.370	27/02/2015	9.665	0.032		
						198.600		51.370		43.665			
2014-15	Bijapur	PHM	Refer Van	Central Refrigerated Truck, Post Kalkavati	21/07/2014	32.140	27/08/2014	9.600	30/12/2014	8.160	0.000		
						32.140		9.600		8.160			
2014-15	Chikmagalur	PHM	Cold Storage	M/s Anivarya Agriculture and Allied Services Pvt. Ltd.	19/12/2013	298.650	21/10/2014	24.000	30/12/2014	20.400	1.000		
						298.650		24.000		20.400			
2014-15	Chitradurga	PHM	Cold Storage	M/s Sri Venkatesh Ramalaxmi Cold Storage Unit, Hottepanahalli village, Challakere Taluk	03/03/2015	406.000	16/03/2015	117.600	03/07/2015	99.960	5.600		
2014-15	Tumkur	PHM	Ripening Chamber	M/s Abhiram Banana Ripening Chamber, Plot No. 820/356/01/08, Kasaba Hobli, Paragada	21/07/2014	22.770	27/08/2014	5.820	30/12/2014	4.947	0.000		
2014-15	Tumkur	PHM	Ripening Chamber	M/s Khandelwal Bio Fertilizer, Gat No. 21 E Ichalkaranji – Borgaon road, Tal Chikodi	22/10/2014	97.830	13/01/2015	11.370	27/02/2015	9.665	0.032		
						198.600		51.370		43.665			
2014-15	Ottara Kannada	PHM	Refer Van	Sireet Food Industries, M-15/1, KESIDC Industrial Estate, Sirsi	21/07/2014	25.190	27/08/2014	7.980	30/12/2014	6.783	0.000		
2014-15	Ottara Kannada	PHM	Ripening Chamber	M/s Khandelwal Bio Fertilizer, Gat No. 21 E Ichalkaranji – Borgaon road, Tal Chikodi	22/10/2014	97.830	13/01/2015	11.370	27/02/2015	9.665	0.032		
						71.000	15/01/2015	8.520	27/02/2015	7.242	0.024		
						96.190		16.500		14.025			
2014-15			***Total***			1260.810		255.950		217.558			

❄ District-wise from inception (2006) – 1543 projects.

❄ Status reflects the actual capacity created.

❄ Differentiated between infrastructure components.

❄ Additional data could be input.

NHM – information

Website Picture

State	District	Year	Category	Amount proposed	Amount released	Capacity (MT)	Status	Remarks					
Madhya Pradesh	All District	2014-15	PHM										
--Select State--	All District	All Year	All Category										
Andaman & Nicobar	Alirajpur	2005-06	Awareness Programme										
Andhra Pradesh	Ashoknagar	2006-07	Beekeeping										
Bihar	Balaghat	2007-08	FLD										
Chhattisgarh	Barwani	2008-09	HRD										
Delhi	Betul	2009-10	Innovative										
2014- DNHaveli	Bhind	2010-11	IPM / INM	77.170	27	5.260		83% 26.3.2015 & 17% 27.7.2015 of release amount					
Goa	Bhopal	2011-12	Market										
Gujarat	Burhanpur	2012-13	Mission Management	77.170									
Haryana	Chhatarpur	2013-14	Organic Farming										
2014- Jharkhand	Chhindwara	2014-15	PHM	68.780	21	5.000		83% 26.3.2015 & 17% 27.7.2015 of release amount					
Karnataka	Damoh	2015-16	Processing & Value Addition										
Kerala	Datia		Production of Planting Material										
2014- Laksha Dweep	Dewas	20/08/2014	Protected Cultivation	333.850	21	3.200		83% 26.3.2015 & 17% 27.7.2015 of release amount					
Madhya Pradesh	Dhar		Publicity & Propaganda										
Maharashtra	Dindori		Seed Infrastructure	802.630									
Odisha	East Nimar		Vegetable Seed Production										
2014- Puducherry	Guna	27/05/2014	GAP	448.790	27	4.960		83% 26.3.2015 & 17% 27.7.2015 of release amount					
Punjab	Gwalior		Mushrooms										
Rajasthan	Harda		Mechanization	448.790									
2014-15	Shajapur	PHM	Cold Storage	M/s Geeta Cold Storage, Village- Barwal A.B. Road	10/06/2014	216.000	27/08/2014	65.400	26/03/2015	55.590	3.233		83% 26.3.2015 & 17% 27.7.2015 of release amount
2014-15	Shajapur	PHM	Cold Storage	M/s Keshav Ice & Cold Storage, Vill Tilawad Govind, Tehsil- Shajapur	20/08/2014	500.000	21/10/2014	118.890	26/03/2015	101.060	5.060		83% 26.3.2015 & 17% 27.7.2015 of release amount JIT will visit and ascertain the reasons for delay in submitting project proposal to DAC, as term loan was sanctioned on 11.01.2013.
2014-15	Shajapur	PHM	Expansion of Cold Storage	Garjar Patel Cold storage, Village Allaunrod	20/08/2014	335.000	21/10/2014	92.160	26/03/2015	78.340	3.840		83% 26.3.2015 & 17% 27.7.2015 of release amount
											234.990		
2014-15	Ujjain	PHM	Cold Storage	Ganraj Agritech Pvt. Ltd. Vill Morukhadi	24/09/2014	589.500	21/10/2014	138.950	26/03/2015	118.110	4.992		83% 26.3.2015 & 17% 27.7.2015 of release

Most comprehensive selection of information





Greater differentiation of components

Most comprehensive selection of information

Greater differentiation of components

Farmer's Portal (farmer.gov.in)

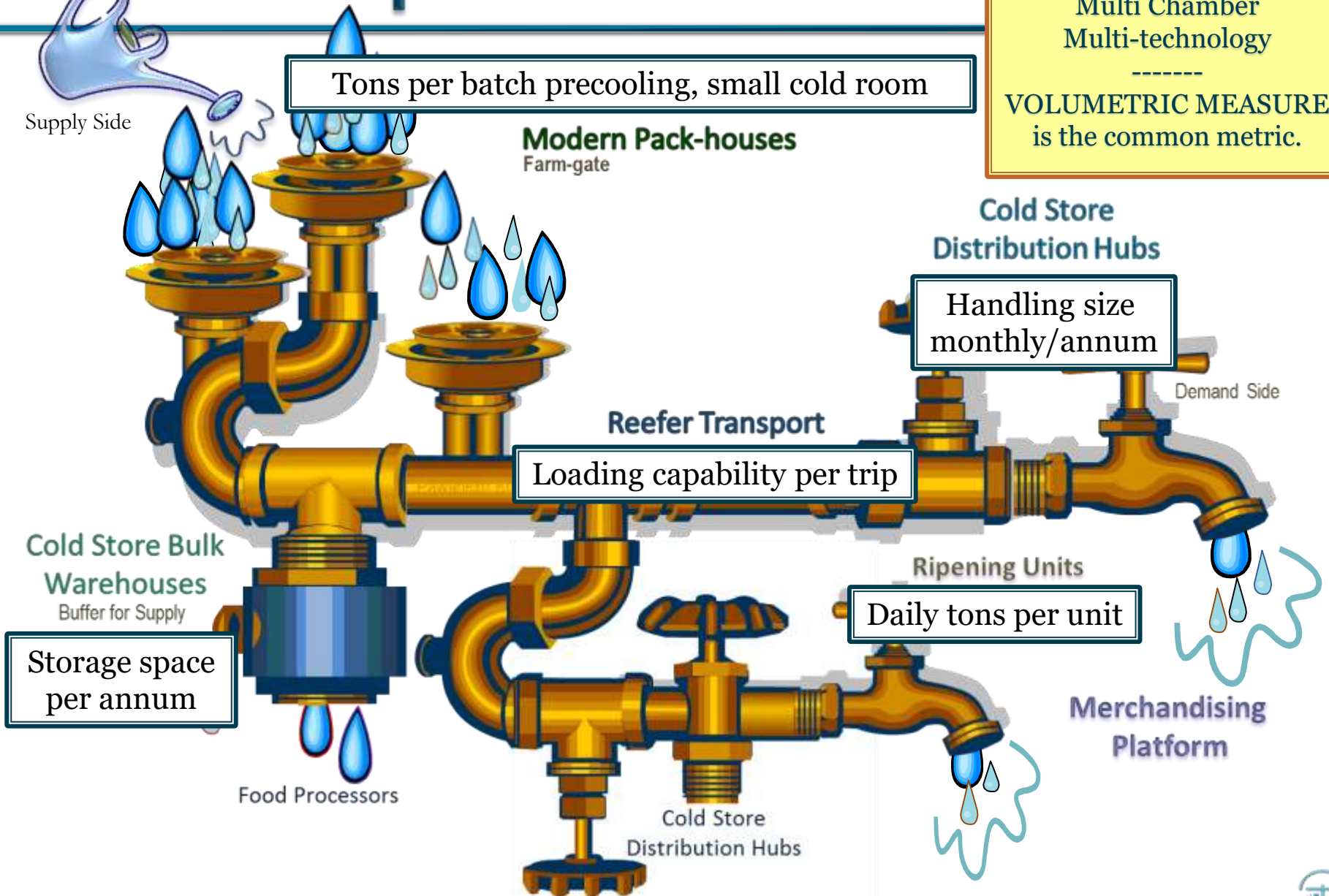
Website Picture

FARMERS' PORTAL "ONE STOP SHOP FOR FARMERS"		gaurav ice and cold storage pvt ltd											
 Beta Version only in English and Hindi as of now. Full version in different languages under development		Manager Name : parmanand patwari Address : MUNDI ROAD BIJALPUR Village : N/A District : indore Email : N/A Mobile : 9977781555 Phone : 7316545195											
Home About Us Programmes & Schemes													
seeri ganesh colad store													
Manager Name	kelash chandar												
Address	KHODARIYA												
Village	N/A												
District	indore												
Email	N/A												
Mobile	8889587123												
Phone	N/A												
Capacity In MT	7000												
Scheme	N/A												
No.of Chamber	3												
Commodity	Multi-commodity												
Insulation	Thermocol, Thermocol												
Cooling Facilities	Mild Chill Chamber												
Post Harvest Infrastructure*	Sorting/Grading												
Storage Platform	Wooden mezzanine platform, Gunny Bags, Plastic Crates												
Latitude & Longitude	22.5326 75.7738												
Images													
													
													
		<table border="1"> <tr> <td>BIJALPUR</td> <td>indore</td> <td>Name: parmanand patwari Mobile: 9977781555</td> <td>8000</td> <td>More..</td> </tr> <tr> <td></td> <td>indore</td> <td>Name: Nilesh Chodhary Mobile: 9828801819</td> <td>13000</td> <td>More..</td> </tr> </table>		BIJALPUR	indore	Name: parmanand patwari Mobile: 9977781555	8000	More..		indore	Name: Nilesh Chodhary Mobile: 9828801819	13000	More..
BIJALPUR	indore	Name: parmanand patwari Mobile: 9977781555	8000	More..									
	indore	Name: Nilesh Chodhary Mobile: 9828801819	13000	More..									

Domain specific data

Multi-product
Multi Temperature
Multi Chamber
Multi-technology

VOLUMETRIC MEASURE
is the common metric.



Common template

Pack-house
(preferred data)

Component: Modern Pack-house

Pack-House Quarterly Report

Date: 5-May-15

	District	State	S&G tons/day	Pre-cooler Size	Produce name			Cold room (staging)	Subsidy Rs Lakhs	Component Cost (lakhs)	Opr Model	Bank Name	Project Name (short)	Date of Sanction
					1	2	3							
1	Agra	Uttar Pradesh	40	10.0	Mango	Leafy		Yes	56.00	160.00	Captive	PNB	XYZ	30-Apr-15
2	Ahmedabad	Gujarat	25	7.0	Banana			NO	42.00	120.00	Captive	PNB	ABC	30-Apr-15
3	Samastipur	Bihar	15	5.0	Litchi	Leafy		Yes	33.25	95.00	Captive	SBI	SDF	30-Apr-15
4	East Khasi Hills	Tripura	15	5.0	Kiwi	Strawberry		Yes	47.50	95.00	Lease	Axis	JHG	30-Apr-15
5														
6														
7														

❄ Daily throughput from sorting lines and precooling size.

❄ Each agency enters data quarterly – 5 to 10 projects.

❄ Component totals are generated.

❄ Data automatically fed to master summary.

TOTALS:

Number of Pack-houses:	4	nos
S&G Output:	95.00	tons per day
Precooling size:	27.00	tons
Subsidy Rs Lakhs:	178.75	Rs Lakhs
Project size Rs Lakhs:	470.00	Rs Lakhs
Captive use:	3	nos
For Lease:	1	nos
Mixed use:		nos
Other model:		nos

Common template

Reefer Unit
(preferred data)

Component: Reefer unit

Reefers Quarterly Report

Date: 5-May-15

	Registered State	Chassis capacity tons	Insulated Box Capacity tons	Nos	GPS	Data Logger	National Permit	Subsidy Rs Lakhs	Project Cost (lakhs)	Opr Model	Bank Name	Promoter Name (short)	Date of Sanction
1	Assam	15	9	5	Yes	Yes	NO	35.00	110.00	Lease	Axis	SDF	25-Apr-15
2	Chandigarh	25	15	7	Yes	Yes	Yes	84.00	210.00	Lease	PNB	ASD	25-Apr-15
3	Himachal Pradesh	15	9	2	Yes	NO	Yes	18.00	48.00	Captive	HDFC	CVF	25-Apr-15
4													
5													
6													
7													
8													

❄ Load bearing capacity of chassis and insulated carrier.

❄ Each agency enters data quarterly.

❄ Component totals are generated.

❄ Data automatically fed to master summary.

TOTALS:

Number of Reefers: 14 nos
Holding capacity: 33.00 tons
Chassis capacity: 55.00 tons

Subsidy Rs Lakhs: 137.00 Rs Lakhs
Project size Rs Lakhs: 368.00 Rs Lakhs

National Permit: 9 nos
intra-State: 5 nos

Captive use: 2 nos
For Lease: 12 nos
Mixed use: nos
Other model: nos

Common template

Cold Store
(preferred data)

Component: Cold Store

Cold Stores Quarterly Report

Date: 5-May-15

	District	State	Capacity tons	Chamber nos	Temp Zones			CA tech	Type of Use	Subsidy Rs Lakhs	Cold Store Cost (lakhs)	Opr Model	Bank Name	Project Name (short)	Date of Sanction
					Mild	Chill	Frozen								
1	Alappuzha	Tamil Nadu	1,200	10		Yes			Distrib Hub	47.25	135.00	Mixed	SBI	LKJ	23-Apr-15
2	Angul	Manipur	1,500	12	Yes	Yes			Distrib Hub	77.50	155.00	Mixed	BOB	ERT	23-Apr-15
3	Sehore	Odisha	5,000	3		Yes			Bulk Store	247.50	495.00	Mixed	BOTrav	HGFDS	23-Apr-15
4	Papum Pare	Jharkhand	5,000	4			Yes NO		Bulk Store	251.50	503.00	Mixed	Axis	WED	23-Apr-15
5	Nuapada	Himachal Pradesh	3,200	15	Yes	Yes		Yes	Bulk Store	160.00	320.00	Mixed	PNB	VERF	23-Apr-15
6	Zunheboto	Kerala	1,800	8		Yes	Yes		Distrib Hub	64.75	185.00	Captive	PNB	WEFV	23-Apr-15
7	Kaithal	Bihar	7,500	5		Yes			Bulk Store	245.35	701.00	Mixed	SBHyd	THN TFD	23-Apr-15
8	Yavatmal	Karnataka	2,200	6		Yes	Yes		Bulk Store	70.70	202.00	Captive	BNG	DVER	23-Apr-15
9	Pali	Maharashtra	700	5	Yes	Yes	Yes		Distrib Hub	30.63	87.50	Lease	OBC	DFGW	23-Apr-15
10															

❄ Holding capacity (size) and types of chambers.

❄ Each agency enters data quarterly.

❄ Component totals are generated.

❄ Data automatically fed to master summary.

TOTALS:

Number of Cold stores: 9 nos

Number of Chambers: 68 nos

with CA technology: 1 nos

Holding Capacity: 28100.0 tons

Subsidy Rs Lakhs: 1,195.18 Rs Lakhs

Project size Rs Lakhs: 2,783.50 Rs Lakhs

Bulk term Stores: 5 nos

Distribution Hubs: 4 nos

Staging Cold rooms: nos

Captive use: 2 nos

For Lease: 1 nos

Mixed use: 6 nos

Other model: nos



Common template

Ripening Unit
(preferred data)

Component: Ripening Unit

Ripening Quarterly Report

Date: 5-May-15

	District	State	Total tons	Chamber nos	Ethylene	Subsidy Rs Lakhs	Project Cost (lakhs)	Opr Model	Bank Name	Project Name (short)	Date of Sanction
1	Bareilly	Uttar Pradesh	30.0	4	Yes	10.50	35.00	Captive	SIDBI	KMTYHJRH	28-Apr-15
2	Ahmednagar	Gujarat	40.0	6	Yes	14.00	40.00	Captive	HDFC	RTR HGJHGJ	28-Apr-15
3	Jammu	Jammu & Kashmir	35.0	5	Yes	12.25	37.00	Captive	ICICI	ERR JHKHJK TJTHJ	28-Apr-15
4		Jammu & Kashmir									
5		Jharkhand									
6		Karnataka									
7		Kerala									
		Lakshadweep									
		Madhya Pradesh									
		Maharashtra									

❄ Total size and number of chambers for ripening.

❄ Each agency enters data quarterly.

❄ Component totals are generated.

❄ Data automatically fed to master summary.

TOTALS:

Number of Ripen units: 3 nos
 Number of Chambers: 15 nos
 Total holding: 105.00 tons

Subsidy Rs Lakhs: 36.75 Rs Lakhs
 Project size Rs Lakhs: 112.00 Rs Lakhs

Captive use: 3 nos
 For Lease: nos
 Mixed use: nos
 Other model: nos

All-India Dashboard - sample

Summary Sheet (Cold-chain Projects Developed with subsidy support):

Department name:	abc of xyz		
Report Period:	1-Jan-15	to	31-Mar-15
Date of Report:	28-Apr-15		

Various Graphs
can be easily
generated for
decision makers

Cold Stores:

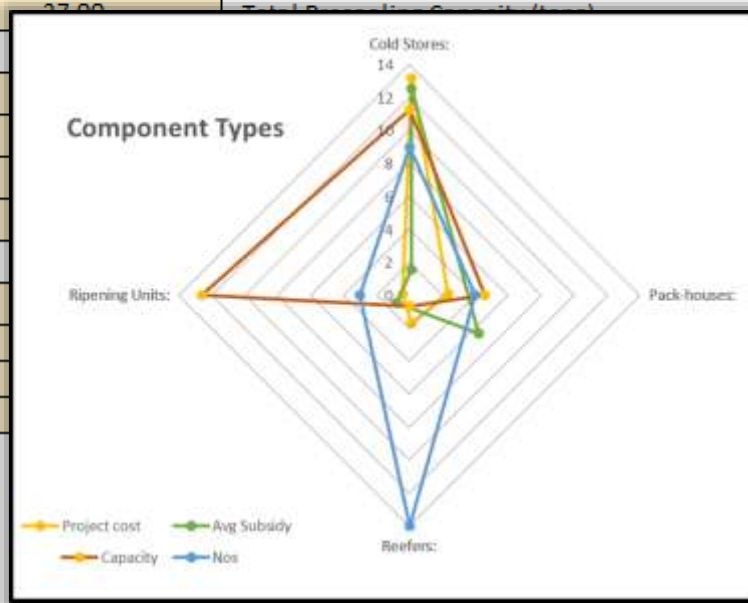
1,195.18
2,783.50
9
28100

Pack-houses:

178.75	Subsidy Rs Lakhs
470.00	Projects Rs lakhs
4	Total Number
95.00	Total S&G Capacity (tons per day)
27.00	Total S&G Capacity (tons per day)

Reefers:

Ripening Units:



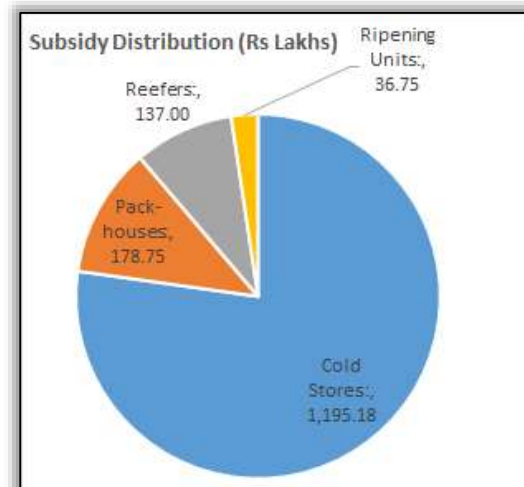
Inputs from deptts
/ agencies / bodies
that sanction cold-
chain projects

MoFPI

DAC: MIDH (NHM,
NHB, HMNEH)

DAC: ISAM of AMI

APEDA/MPEDA



Common Data heads

Infrastructure Component	Modern Pack-house	Cold Storage (Bulk)	Cold Storage (Hub)	Reefer Transport	Ripening Chamber	Remarks
Date Applied	X	X	X	X	X	<i>On receipt</i>
Date Sanctioned	X	X	X	X	X	<i>On approval</i>
Date Operational	X	X	X	X	X	<i>After JIT</i>
Project Cost	X	X	X	X	X	<i>Total cost</i>
Subsidy Sanctioned	X	X	X	X	X	<i>On sanction</i>
Subsidy Released	X	X	X	X	X	<i>On final release</i>
Site Address	X	X	X	X	X	<i>Location</i>
Size (volume)	X	X	X	X	X	<i>Cubic metres</i>
No of Chambers		X	X		X	<i>Product use</i>
°C Range		X	X	X		<i>per chamber</i>

- ❗ Data heads to provide information so as to be correlated by user category
- ❗ Differentiate between project sanctioned and capacity created
- ❗ To harmonise development, monitoring and representation



Thank you



End of Deck

